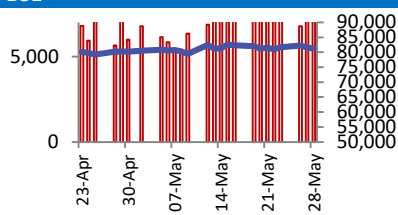
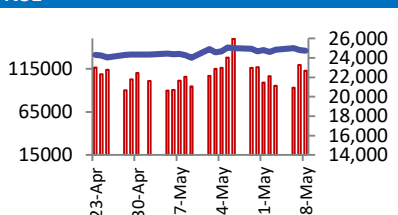


BSE	NSE
	
Open 81458 High 81613 Low 81244 Close 81312 Change -239 Volume (Lacs) 8967 Turnover (Rs.inCr) 7404	Open 24833 High 24864 Low 24737 Close 24752 Change -74 Volume(Lacs) 48647 Turnover(Rs.in Cr) 112539

World Markets	Current	Previous	Pt. Chg	Var(%)
Dow	42099	42344	(245)	-0.6%
Dow Futures	42744	42170	574	1.4%
Nasdaq	19101	19199	(98)	-0.5%
FTSE	8726	8778	(52)	-0.6%
Nikkei	38356	37722	633	1.7%
Hang Seng	23371	23258	112	0.5%
Gift Nifty	24833	24756	78	0.3%
Straits Singapore	3906	3912	(6)	-0.1%
South Korea	2715	2670	45	1.7%
Taiwan	21464	21358	106	0.5%
Shanghai	3363	3340	24	0.7%

Commodity Prices	Current	Previous	Pt. Chg	Var(%)
Copper (\$/MT)	9565	9597	(32)	-0.3%
Alumin (\$/MT)	2469	2485	(17)	-0.7%
Zinc (\$/MT)	2687	2706	(19)	-0.7%
Brent Crude (\$/bbl)	66	65	1	1.2%
Gold (\$/Ounce)	3272	3287	(16)	-0.5%
Silver (\$/Ounce)	33	33	0	0.5%
Light Crude (\$/bbl)	63	62	1	1.4%
N G (\$/mmbtu)	4	4	(0)	0.0%
Sugar (\$/MT)	471	483	(11)	-2.3%
Rubber (Rs./kg)	200	200	0	0.0%
Baltic Dry Index	1303	1296	7	0.5%

Currency Exchange Rate	Current	Previous	Var(%)
Rs./ \$ rate	85.36	85.34	0.02%
Rs./ Euro	96.73	96.86	-0.13%
Rs./Chinese Yuan	11.86	11.86	-0.03%
Yen / \$ rate	145.78	144.84	0.65%
\$ US/Euro	1.12	1.13	-0.38%

Dollar Index	Current	Previous	Var(%)
Dollar Index	100.21	99.88	0.33%

Support/ Resistance Levels for Today		
	Nifty	Bank Nifty Fut
Support 1	24670	55200
Support 2	24600	55000
Resistance	24840	55770

Securities in Ban For Trade
NIL

Market Review

US: US stocks surged in late trading on speculation that Nvidia Corp.'s strong earnings report will further fuel the ongoing artificial intelligence-driven rally.

Asia: Asian stock markets rose Thursday morning after a federal trade court struck down President Trump's global tariffs.

India: The benchmark equity indices closed lower for the second consecutive session on Wednesday as share prices of ITC Ltd. and Reliance Industries Ltd. dragged the most. **Nifty is expected to open on a gap up note and likely to witness positive move during the day.**

Global Economy: In April 2025, Ireland's retail sector experienced a notable rebound, with overall sales volumes increasing by 1.1% compared to March. This monthly growth follows a 0.9% decline in March, indicating a positive shift in consumer activity. On an annual basis, retail sales rose by 3.0% compared to April 2024, marking a significant improvement from the 1.3% year-on-year drop observed in March.

In April 2025, Brazil's labor market demonstrated robust performance, with the economy generating a net total of 257,528 formal jobs, surpassing the 175,000 positions anticipated by the market. This figure represents the highest job creation for the month of April since the adoption of the current methodology in 2020.

Commodities: Oil prices rose on Thursday after a U.S. court blocked President Donald Trump's tariffs from taking effect, while the market was watching out for potential new U.S. sanctions curbing Russian crude flows and an OPEC+ decision on hiking output in July.

Gold hit a more than one-week low on Thursday, as the US dollar rallied and risk sentiment improved after a US federal court blocked US President Donald Trump's "Liberation Day" tariffs from going into effect.

Currency: The U.S. dollar rallied sharply on Thursday after a court blocked President Donald Trump from imposing his so-called Liberation Day import tariffs, with the currency surging against the euro, yen and Swiss franc in particular.

FII Derivative Transactions (Rs. Cr)

Contracts	Purchase		Sell		Net	Open Interest (OI)		OI (Previous day)		Change	
	Contract	Value	Contract	Value		Contract	Value	Contract	Value	Contract	Value
41706	7272	53274	9373	(2101)	186355	33108	180755	32190	5600	918	41706
7341954	1327796	7889677	1426581	(98785)	2934686	529119	3192352	577220	(257666)	(48101)	7341954
1525706	98469	1588275	102282	(3813)	6067058	388908	6069471	389660	(2413)	(752)	1525706
941372	63213	1001505	66905	(3692)	2021922	128802	2027791	129972	(5869)	(1170)	941372
9850738	1496750	10532731	1605141	(108391)	11210021	1079937	11470369	1129042	(260348)	(49105)	9850738

FII All Activity-BBG (Rs Cr)		Buy	Sell	Net
21-May-25		13509	11237	2272
22-May-25		11832	17269	(5436)
23-May-25		9917	9323	594
26-May-25		10315	8729	1586
27-May-25		20075	19122	953
Month to date- May		273138	256342	16795
FII (Prov.) (Rs Cr)		Buy	Sell	Net
22-May-25		11609	16654	(5045)
23-May-25		11054	9260	1795
26-May-25		9081	8945	136
27-May-25		18644	18295	348
28-May-25		16279	11616	4663
Month to date-May		285475	268136	17339
DII (Prov.) (Rs. Cr)		Buy	Sell	Net
22-May-25		13349	9634	3715
23-May-25		10011	9711	300
26-May-25		10545	8799	1746
27-May-25		19497	9393	10105
28-May-25		17644	9732	7912
Month to date-May		264714	210454	54260
FII Debt - BBG (Rs. Cr)		Buy	Sell	Net
21-May-25		2250	2850	(600)
22-May-25		1611	4564	(2953)
23-May-25		1879	3150	(1271)
26-May-25		679	872	(193)
27-May-25		1737	3018	(1281)
Month to date- May		35308	48627	(13319)

Market Breadth	BSE		NSE	
	No.	%	No.	%
Advance	1956	48%	1432	49%
Decline	2006	49%	1419	49%
Unchanged	144	4%	69	2%

Market Turnover	28-May	27-May	Var (%)
BSE Cash	7404	9416	-21%
NSE Cash	112539	119285	-6%
NSE Futures	309775	365310	-15%
NSE Options	18361364	14704316	25%
Total (Rs.Cr)	18791082	15198327	24%

Volatility Index	28-May	27-May
Volatility Index	18.02	18.54

Index PE - TTM	28-May	Yr. High	Yr. Low
Sensex	22.7	25.2	20.3
Nifty	22.3	24.4	19.6

Corporate News
NCLT orders asset, account freeze against Gensol Engineering in ₹975 crore alleged corporate fraud probe

The NCLT Ahmedabad has ordered an asset freeze against Gensol Engineering Ltd, its promoters, and related entities over allegations of corporate fraud, fund diversion, and financial misrepresentation. Multiple agencies, including MCA, SEBI, and SFIO, are investigating the alleged misuse of ₹975 crore in loans meant for Gensol's EV unit.(BQ prime)

Reliance NU Energies gets letter of award for 350 MW solar project from SJVN

The arm received a letter of award from SJVN for the Solar and Battery Energy Storage System Project. The company to add 600 MW Of Solar DC Capacity & 700 MWh Of Battery Energy Storage System Capacity.(BS)

ITES Signs Mou With M/S Shree Cement Limited For Development Of Rail Infrastructure And Allied Services

Rail India Technical and Economic Service has signed a Memorandum of Understanding with Shree Cement to collaborate on the development of railway infrastructure and related services.(BS)

Economy
IIP growth slows to 8-month low in April over decline in mining output

The Index of Industrial Production had expanded 3.9% in the previous month and 5.2% in April 2024. Manufacturing grew 3.4% in the first moSnth of 2025-26 on the back of a solid expansion in the automobile sector. While mining output contracted 0.2%, electricity generation increased a muted 1.1% year-on-year in April. (BS)

Government raises 2024-25 foodgrain output forecast to record 353.95 million tons, wheat at 117.50 million tons

India's foodgrain production is projected to reach a record 353.95 million tonnes in the 2024-25 crop year, driven by bumper harvests of wheat, rice, and maize. Significant increases are also expected in oilseeds and sugarcane production, contributing to overall agricultural growth. (BS)

International
Synopsys gets conditional FTC approval for \$34 bln Ansys takeover, shares surge

The company received conditional approval from the Federal Trade Commission for its planned \$34 billion takeover of software developer ANSYS Inc, which will require the chip designer to sell some assets. Synopsys is a major developer of software used to design semiconductors, while Ansys develops simulation software tools used for testing products, including chips. (Invst)

Top 5 Nifty Gainers	28-May	27-May	Var(%)
HDFCLIFE	789	776	1.8%
BEL	390	385	1.3%
BAJFINANCE	9268	9171	1.1%
BHARTIARTL	1856	1844	0.7%
HEROMOTOCO	4362	4338	0.6%
Top 5 Nifty Losers	28-May	27-May	Var(%)
ITC	420	434	-3.2%
INDUSINDBK	805	821	-1.9%
NESTLEIND	2419	2461	-1.7%
APOLLOHOSP	6957	7074	-1.7%
ULTRACEMCO	11238	11421	-1.6%

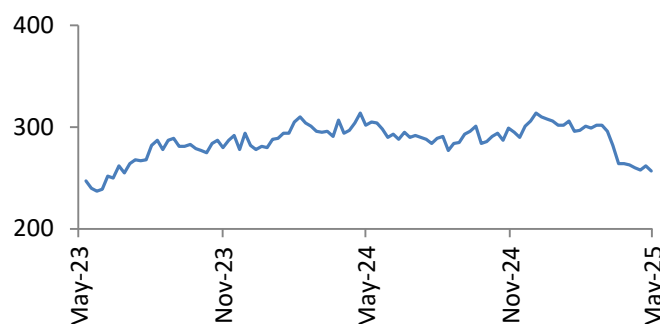
BSE Index Watch	Last	1 day	1 wk	1 mth	1 yr
SENSEX	81312	-0.3%	-0.3%	1.3%	9.1%
MIDCAP	45094	-0.2%	0.7%	4.4%	4.0%
SMLCAP	52123	0.5%	1.8%	8.1%	9.6%
AUTO	52583	-0.7%	-1.0%	5.3%	-2.5%
BANKEK	62789	0.1%	0.4%	-0.3%	13.5%
Capital Goods	70431	0.4%	1.9%	11.3%	1.0%
FMCG	20412	-1.3%	-1.0%	-0.5%	3.2%
Health Care	42500	-0.4%	-0.2%	0.7%	19.1%
IT	37022	0.0%	0.0%	5.0%	8.2%
METAL	31011	-0.7%	-0.2%	6.3%	-6.5%
Oil & Gas	27301	0.1%	0.1%	3.1%	-5.0%
Power	6811	-0.2%	0.3%	1.5%	-10.7%
Realty	7320	-0.1%	0.7%	8.6%	-6.8%

Margin Trading Disclosure (Rs. In Cr)	Last	1 day	1 wk	1 mth	3 mth
Op. Scripwise Outstanding	75889	0.3%	4.7%	9.2%	4.2%
Fresh Exposure	6955	7.2%	-6.2%	24.3%	95.1%
Exposure liquidated	5493	-12.5%	0.3%	1.5%	58.7%
Closing Net scripwise outstanding	77351	1.9%	3.9%	11.0%	6.1%

NSE USD Futures	28-May	27-May	Var (%)
Apr Expiry (Rs./\$)	85.13	85.13	0.0%
May Expiry (Rs./\$)	87.68	87.68	0.0%
Total Turnover (Rs. Crore)	5750	5277	9%

Sectors	TTM PE
Auto	31.27
Auto Ancillary	42.5
Banking	14.19
Engineering	49.07
Cement	77.03
Diamonds & Jewellery	44.33
Housing Finance	24.38
Infrastructure & Const	29.09
Metals-Aluminium	29.08
Metal – Steel	18.06
Oil Expl.	7.01
Pharma	10.12
Power – Gen. Supp.	39.58
Information Tech.	27.88
Sugar	18.74
Telecom Serv. Prov.	37.54
Tyres	33.19

China Methanol Spot price (\$/tonne) (Source: BBG)



10 year G-Sec Yield	Current	Previous	Change
US	4.50%	4.48%	2 bps
Japan	1.52%	1.52%	0 bps
India	6.24%	6.25%	(2) bps
UK	4.73%	4.67%	6 bps
Libor 3 Mths	4.85%	4.85%	(0) bps

Indian Eco Data	Current	Previous	Var(%)
Forex Reserve (US\$ in bn)	686	686	0.0%
Inflation - WPI	0.85%	2.05%	(120) bps
Inflation - CPI	3.16%	3.34%	(18) bps

India GDP	Q3FY25	Q2FY25	Var(%)
Growth	6.15%	5.58%	57 bps

Monetary Policy	Current	Previous	Change
Repo Rate	6.25%	6.50%	(25) bps
Reverse Repo Rate	3.35%	3.35%	0 bps
CRR	4.00%	4.00%	0 bps
O/S Banking System Liquidity (Rs bn)	1813	1537	276.1

IIP Growth %	Mar-25	Mar-24	Apr-Feb
IIP	2.7	5.2	3.5
Capital Goods	2.4	7.0	6.2
Mining	0.4	1.3	2.2
Manufacturing	3.0	5.9	4.2
Electricity	6.3	8.6	3.8

ADR Price Movement

Company	Price (US\$)	Volume	Previous Day Price	Volume	Variance (%)	No. of Share Per ADR	ADR Price (Rs.)	BSE Price	Variance (%)
Infosys Tech	18.36	6625900	18.49	9014442	-0.70%	1	1567.26	1571.80	-0.3%
Wipro	2.86	6193941	2.90	2549599	-1.38%	1	244.14	247.43	-1.3%
Dr.Reddy's	14.56	948927	14.75	1444637	-1.29%	1	1242.88	1242.60	0.0%
ICICI Bank	34.35	4280248	34.31	6664216	0.12%	2	1466.10	1453.80	0.8%
HDFC Bank	74.14	2075853	74.16	2663634	-0.03%	3	2109.59	1923.50	9.7%

GDR's (US\$)

	Prices	Prev. Close	Change	Var %
L&T	42.40	42.35	0.0	0.1%
RIL	65.90	66.30	(0.4)	-0.6%
SBI	92.60	92.60	0.0	0.0%

US Economy Data	Current	Previous
Inflation (%) (YoY)	2.30%	2.40%
Unemployment (%)	4.20%	4.20%

Interest Rate (%)	Current	Previous
Fed Rate	4.50%	4.50%

US GDP	Q1CY25	Q4CY24
Growth (QoQ Annualized)	-0.30%	2.40%

China Economy Data	Current	Previous
GDP	5.40%	5.40%
Inflation – CPI (%)	-0.10%	-0.10%

Economic Calendar

	Date
Indian GDP Data	30 May
Indian Inflation Data CPI	12 June
Indian Inflation Data WPI	16 June
Indian Monetary Policy	06 Jun
India's Industrial Production (IIP)	To be announced
US Inflation Data	11 June
US GDP	29 May
US Unemployment Data	06 June
US Fed Rate	18 June
China GDP	15 July
China Inflation Data	09 June

Event Update

Name	Date	Purpose
Tata Consumer Products Ltd.	29/05/25	Rs.8.25 per share(825%)Dividend
Angel One Ltd.	30/05/25	Rs.26.00 per share(260%)Final Dividend
Bajaj Finance Ltd.	30/05/25	Rs.44.00 per share(2200%)Final Dividend
Bharat Bhushan Finance & Commodity Brokers Ltd.	30/05/25	Right Issue of Equity Shares
Caplin Point Laboratories Ltd.	30/05/25	Rs.3.00 per share(150%)Interim Dividend
Glaxosmithkline Pharmaceuticals Ltd.	30/05/25	Rs.42.00 per share(420%)Final Dividend
Infosys Ltd.	30/05/25	Rs.22.00 per share(440%)Final Dividend
Meghna Infracon Infrastructure Ltd.	30/05/25	Rs.0.10 per share(1%)Interim Dividend
Ponni Sugars (Erode) Ltd.	30/05/25	Rs.3.00 per share(30%)Final Dividend
UNO Minda Ltd.	30/05/25	Rs.1.50 per share(75%)Final Dividend
Vimta Labs Ltd.	30/05/25	Rs.2.00 per share(100%)Dividend

Bulk Deal As On 28/05/25

BSE					
Security Code	Security Name	Client Name	Deal	Quantity	Price
519183	ADFFOODS	ABAKKUS EMERGING OPPORTUNITIES FUND 1	S	1686435	225
519183	ADFFOODS	INFINITY CAPITAL	B	1685653	225
540135	ARCFIN	SAJM GLOBAL IMPEX PRIVATE LIMITED	S	11066338	1.12
540135	ARCFIN	VAKANDA SERVICES PRIVATE LIMITED	S	10587478	1.13
531297	ARTEFACT	SUNDEEP ARJUN KARNA	B	48700	78.15
512149	AVANCE	AKARSHIKA TRADERS LLP	B	15300000	0.74
512149	AVANCE	VAISHALI COMMOSALES LLP	S	21600000	0.74
514440	BPAGRI	MANJU KRISHNAKUMAR JAGNANI	S	16100	37.87
539559	DDIL	KAMAL BHUPATRAI PAREKH HUF	S	400000	4.84
539559	DDIL	MSB E TRADE SECURITIES LIMITED	B	400000	4.84
544348	GBLOGISTIC	CHANAKYA OPPORTUNITIES FUND I	S	50400	41.99
524238	GUJINJEC	KRISHNA KUMAR GOYAL	S	101171	27.75
505336	HARSHILAGR	VISHMOR TRADING PRIVATE LIMITED	S	3693232	1.86
513295	IMEC	NEO APEX VENTURE LLP	B	14188	67
524614	INDXTRA	MSB E TRADE SECURITIES LIMITED	S	800000	4.91
544005	ISCITRUST	BARODA BNP PARIBAS MUTUAL FUND	S	2000000	120
544005	ISCITRUST	MOTILAL OSWAL FINVEST LIMITED	B	2000000	120
544160	JAYKAILASH	DILIP NAROTTAMDAS THAKKAR	B	64000	77.25
544160	JAYKAILASH	NEEL NARENDRABHAI PUJARA	S	78400	77.11
543286	JETMALL	AJAY KUMAR	B	36000	10
543286	JETMALL	KUTTIRAJA	S	78000	9.99
543286	JETMALL	NITHYA R *	S	30000	9.9
543286	JETMALL	SANTOSH KUMAR	B	60000	9.9
543286	JETMALL	SWATI SANJAY JAIN	S	60000	9.9
543286	JETMALL	VIKAS YADAV	B	60000	10
543286	JETMALL	VINOD KUMAR	B	54000	9.9
538896	KANCHI	SHAH VARSHA SHARAD	B	32000	479.75
537707	LADDU	SHAH JIGNESH	S	185000	24.94
537707	LADDU	VAISHALI COMMOSALES LLP	B	161766	24.93
539220	MISHKA	PRITHVI PAL SINGH	S	105000	25
542724	MURAE	SAKET KUMAR	S	8480000	1.62
544373	NAPSGLOBAL	HARISH MAKHARIA HUF	S	48000	40.65
544373	NAPSGLOBAL	HARISH RADHESHYAM MAKHARIA	B	86400	40.85
544373	NAPSGLOBAL	RADHESHYAM MAKHARIA	S	38400	40.99
531512	ORIENTTR	ASTRON DEVELOPERS PRIVATE LIMITED	B	175000	18.25
531512	ORIENTTR	DAMINI COMMOSALES LLP	S	85270	18.24
531512	ORIENTTR	DAMINI COMMOSALES LLP	B	85270	18.29
531512	ORIENTTR	DIMPLE PREMKUMAR SHETH	B	100000	18.25
531512	ORIENTTR	INDIVAR TRADERS PRIVATE LIMITED	S	74605	18.29
531512	ORIENTTR	INDIVAR TRADERS PRIVATE LIMITED	B	4350	18.36
531512	ORIENTTR	KARISHMA TUSHAR PANSARE	S	66136	18.25
531512	ORIENTTR	KARISHMA TUSHAR PANSARE	B	5611	18.29
531512	ORIENTTR	YAKSHIT FINANCE LIMITED	S	100000	18.24
530095	PRADHIN	GAUTAM RAJ	S	22300000	0.4
531257	PRATIKSH	JAYESHKUMAR KANTILAL PATEL	S	50000	19.5
531257	PRATIKSH	VARUN FAMILY TRUST	S	50000	19.5
531257	PRATIKSH	VIVEK MANSUKHBHAI BHUT	B	97713	19.5
540703	PROCLB	AMIT DHANYAKUMAR CHORDIA	S	111734	21.42
540703	PROCLB	MADHUBALA PARESH TRIVEDI	B	33879	22.14

540703	PROCLB	NEO APEX VENTURE LLP	B	92923	21.42
505502	PSITINFRA	SANDARV TRADING PRIVATE LIMITED	S	383942	1.25
530253	RAJTUBE	KALISHANKAR INDUSTRIES PRIVATE LIMITED	S	260000	40.55
539226	RUDRA	RUCHI SINGLA	S	600000	31.2
539226	RUDRA	SATYANARAYAN JAGANNATH KABRA	S	546246	31.24
539226	RUDRA	SATYANARAYAN JAGANNATH KABRA	B	546246	31.2
538875	SELLWIN	KHUSHI RAVINDRA DHANAWADE	S	1162500	3.52
539584	SIPTL	SAKET KUMAR	S	4445294	0.49
543924	SONALIS	ARPITJASHVANTBHAIMHEHTA	S	36000	56
543924	SONALIS	JAY BHARATKUMAR SHAH	S	30000	56
543924	SONALIS	SONALI NILESH KOCHAREKAR	B	174000	57.2
544399	SRIGEE	ISHAAN TRADEFIN LLP	B	64800	247.49
544399	SRIGEE	ISHAAN TRADEFIN LLP	S	56400	246.82
540914	SRUSTEELS	SAUMIL A BHAVNAGRI HUF	S	375379	4.8
540914	SRUSTEELS	SYLPH TECHNOLOGIES LIMITED	B	450000	4.78
531616	STARCOM	ANTARA INDIA EVERGREEN FUND LTD	S	28952	56.87
540492	STARLENT	VARSHABEN D KORADIYA	B	2482937	6.75
543745	SVS	ASLAM ISMAIL DAYATAR	B	228000	12.8
543745	SVS	PASHUPATI CAPITAL SERVICE PVT LTD	S	630000	12.51
543745	SVS	PASHUPATI CAPITAL SERVICE PVT LTD	B	12000	12.5
531499	SYBLY	ELISHA JANGA	S	324058	3.58
531499	SYBLY	HARSHAVARDHAN	B	80000	3.58
531499	SYBLY	RAJENDRA KUMAR AGARWAL	S	50000	3.58
531499	SYBLY	SRIJAN GUCHHAIT	B	80888	3.58
531499	SYBLY	SUDHANSHU KANDA	S	50000	3.58
538970	WARDINMOBI	YATIN SANJAY GUPTA	S	1400000	16.42
514348	WINSOME	LUXMI INVESTMENT COMPANY PRIVATE LIMITED	B	701000	1.8
514348	WINSOME	S R STOCK BROKING PVT LTD	S	693869	1.8

NSE					
Security Code	Security Name	Client Name	Deal	Quantity	Price
ATALREAL	Atal Realtech Limited	HEMENDRA RATILAL MEHTA	SELL	1057508	16.24
ATALREAL	Atal Realtech Limited	PASHUPATI CAPITA SER PVT LTD	BUY	756000	16.22
ATALREAL	Atal Realtech Limited	SHAH DIVYESH KISHOR	BUY	600000	16.25
BARFLEX	Barflex Poly films Limited	AADARSH FINMAN ADVISORS PRIVATE LIMITED	BUY	166000	58.76
BELRISE	Belrise Industries Ltd	L7 HITECH PRIVATE LIMITED	BUY	4885000	99.08
BORANA	Borana Weaves Limited	EPITOME TRADING AND INVESTMENTS	BUY	200000	267
BORANA	Borana Weaves Limited	KSHITIJ PORTFOLIO PVT LTD	SELL	184000	264.71
BOSS	Boss Packaging Solu Ltd	B N RATHI COMTRADE PRIVATE LIMITED	SELL	30000	50.81
BOSS	Boss Packaging Solu Ltd	SONIA	BUY	30000	50.67
DCCL	Dar Credit & Capital Ltd	ASTORNE CAPITAL VCC ARVEN	SELL	90000	64.07
DCCL	Dar Credit & Capital Ltd	CHHATISGARH INVESTMENTS LIMITED	SELL	92000	63.26
DCCL	Dar Credit & Capital Ltd	GOLDENDUNES BUILDERS AND DEVELOPERS PRIVATE LIMITED	BUY	100000	61.9
DCCL	Dar Credit & Capital Ltd	MANVI JAIN	BUY	78000	62.61
DCCL	Dar Credit & Capital Ltd	NEO APEX VENTURE LLP	BUY	116000	61.91
DCCL	Dar Credit & Capital Ltd	NINE ALPS OPPORTUNITY FUND	BUY	108000	65.15
DCCL	Dar Credit & Capital Ltd	PARADISE MOON INVESTMENT FUND-I	BUY	74000	65.15
DCCL	Dar Credit & Capital Ltd	STCI PRIMARY DELAER LTD	SELL	90000	65.15
GODHA	Godha Cabcon Insulat Ltd	ABDUL AZEES	BUY	6600000	0.5
GODHA	Godha Cabcon Insulat Ltd	ISHAAN TRADEFIN LLP	SELL	5000000	0.5
OBSCP	OBSC Perfection Limited	MINERVA EMERGING OPPORTUNITIES FUND LIMITED	SELL	126000	218
OBSCP	OBSC Perfection Limited	VIVEK JAIN	BUY	200400	218
ONDOOR	On Door Concepts Limited	DUANE PARK PRIVATE LIMITED	SELL	30000	140.2
SHANTI	Shanti Overseas (Ind) Ltd	DHRUV NEEMA	SELL	100000	20.63
SHANTI	Shanti Overseas (Ind) Ltd	INVENTURE GROWTH & SECURITIES LTD	SELL	340000	20.63
SHANTI	Shanti Overseas (Ind) Ltd	SUMITKUMAR JAGDISHCHANDRA THAKKAR	SELL	160000	20.63
TGL	Teerth Gopicon Limited	MANSI SHARE AND STOCK ADVISORS PVT LTD	BUY	135000	212.35
VCL	Vaxtex Cotfab Limited	VAXFAB ENTERPRISES LIMITED	SELL	1939227	0.99
VOLERCAR	Voler Car Limited	JUGGERNAUT CORPORATE ADVISORS LLP	BUY	56000	96.01

Disclosure:

Research Reports that are published by Nirmal Bang Securities Private Limited (hereinafter referred to as "NBSPL") are for private circulation only. NBSPL is a registered Research Analyst under SEBI (Research Analyst) Regulations, 2014 having Registration no. INH000001766. NBSPL is also a registered Stock Broker with National Stock Exchange of India Limited, BSE Limited, Metropolitan Stock Exchange of India Limited, Multi Commodity Exchange of India Limited and , National Commodity and Derivative Exchange Limited in Capital Market , Equity and Commodities derivatives segments and Currency Derivatives Segment .

NBSPL has other business divisions with independent research teams separated by Chinese walls, and therefore may, at times, have different or contrary views on stocks and markets.

NBSPL or its associates have not been debarred / suspended by SEBI or any other regulatory authority for accessing / dealing in securities Market since last 20 years. NBSPL, its associates or analyst or his relatives do not hold any financial interest (Except Investment) in the subject company. NBSPL or its associates or Analyst do not have any conflict or material conflict of interest at the time of publication of the research report with the subject company. NBSPL or its associates or Analyst or his relatives may or may not hold beneficial ownership of 1% or more in the subject company at the end of the month immediately preceding the date of publication of this research report.

NBSPL or its associates / analyst has not received any compensation / managed or co-managed public offering of securities of the company covered by Analyst during the past twelve months. NBSPL or its associates have not received any compensation or other benefits from the company covered by Analyst or third party in connection with the research report. Analyst has not served as an officer, director or employee of Subject Company. NBSPL / analyst has not been engaged in market making activity of the subject company.

Analyst Certification: The research analysts and authors of these reports, hereby certify that the views expressed in this research report accurately reflects my/our personal views about the subject securities, issuers, products, sectors or industries. It is also certified that no part of the compensation of the analyst(s) was, is, or will be directly or indirectly related to the inclusion of specific recommendations or views in this research. The analyst(s) principally responsible for the preparation of this research report and has taken reasonable care to achieve and maintain independence and objectivity in making any recommendations.

Disclaimer:

The Research Report is for the personal information of the authorized recipient and does not construe to be any investment, legal or taxation advice. NBSPL is not soliciting any action based upon it. Nothing in the research report shall be construed as a solicitation to buy or sell any security or product, or to engage in or refrain from engaging in any such transaction. In preparing the research report, we did not take into account the investment objectives, financial situation and particular needs of the reader.

The research report has been prepared for the general use of the clients of NBSPL and must not be copied, either in whole or in part, or distributed or redistributed to any other person in any form. If you are not the intended recipient you must not use or disclose the information in the research report in any way. Though disseminated to all the customers simultaneously, not all customers may receive the research report at the same time. NBSPL will not treat recipients as customers by virtue of their receiving the research report. The research report is not directed or intended for distribution to or use by any person or entity resident in a state, country or any jurisdiction, where such distribution, publication, availability or use would be contrary to law, regulation or which would subject NBSPL & its group companies to registration or licensing requirements within such jurisdictions.

The report is based on the information obtained from sources believed to be reliable, but we do not make any representation or warranty that it is accurate, complete or up-to-date and it should not be relied upon as such. We accept no obligation to correct or update the information or opinions in it. NBSPL or any of its affiliates or employees shall not be in any way responsible for any loss or damage that may arise to any person from any inadvertent error in the information contained in the research report. NBSPL or any of its affiliates or employees do not provide, at any time, any express or implied warranty of any kind, regarding any matter pertaining to this report, including without limitation the implied warranties of merchantability, fitness for a particular purpose, and non-infringement. The recipients of the research report should rely on their own investigations.

This information is subject to change without any prior notice. NBSPL reserves its absolute discretion and right to make or refrain from making modifications and alterations to this statement from time to time. Nevertheless, NBSPL is committed to providing independent and transparent recommendations to its clients, and would be happy to provide information in response to specific client queries.

Before making an investment decision on the basis of research report, the reader needs to consider, with or without the assistance of an adviser, whether the advice is appropriate in light of their particular investment needs, objectives and financial circumstances. There are risks involved in securities trading. The price of securities can and does fluctuate, and an individual security may even become valueless. International investors are reminded of the additional risks inherent in international investments, such as currency fluctuations and international stock market or economic conditions, which may adversely affect the value of the investment. Opinions expressed are subject to change without any notice. Neither the company nor the director or the employees of NBSPL accept any liability whatsoever for any direct, indirect, consequential or other loss arising from any use of the research report and/or further communication in relation to the research report. Here it may be noted that neither NBSPL, nor its directors, employees, agents or representatives shall be liable for any damages whether direct or indirect, incidental, special or consequential including lost revenue or lost profit that may arise from or in connection with the use of the information contained in the research report.

Copyright of this document vests exclusively with NBSPL.

Our reports are also available on our website

Registration granted by SEBI and certification from NISM in no way guarantee performance of NBSPL or provide any assurance of returns to investors.

Nirmal Bang Research (Division of Nirmal Bang Securities Pvt. Ltd.)

B-2, 301/302, Marathon Innova,
Opp. Peninsula Corporate Park
Off. Ganpatrao Kadam Marg
Lower Parel(W), Mumbai-400013
Board No. : 91 22 6723 8000/8001
Fax. : 022 6723 8010